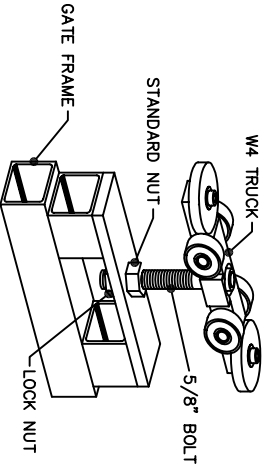
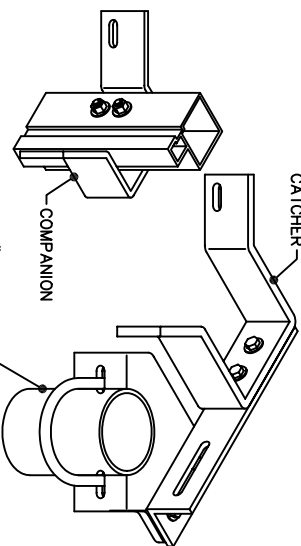


8 BOTTOM GUIDE
Scale: None



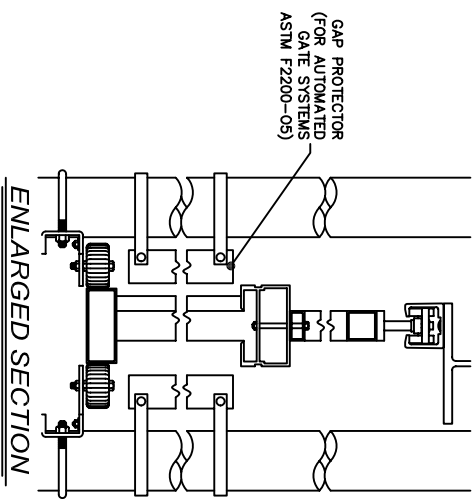
11 GATE HANGER ASSEMBLY
Scale: None



9 CATCH ASSEMBLY
Scale: None

NOTES:
1. ALL FITTINGS STANDARDLY PROVIDED FOR 4" O.D. POSTS.
OTHER SIZES AVAILABLE UPON REQUEST.
2. BARB ARMS (FOR BARBED WIRE) OPTIONAL.

CRITICAL DIMENSION CHART			
MARK	DESCRIPTION	FORMULA	DIMENSION
A	CLEAR OPENING	A	-
B	POST SPACING C/C	B	-
C	OVERALL GATE LENGTH	A + 1.4"	-
D	GATE FRAME HEIGHT	F - 3"	-
E	LOWER FRAME HEIGHT	E	-
F	CLEAR OPENING HEIGHT	F	-
G	HEIGHT TO BOTTOM OF BEAM	G	-
H	POST HEIGHT	H	-
I	FABRIC HEIGHT	E - 1'-0"	-
J	OVERALL BEAM LENGTH	A X 2 + 1'-0"	-



HEAVY DUTY OVERHEAD SLIDE GATE

BILL OF MATERIALS

MARK	DESCRIPTION	NOTES:
1	TOP MEMBER	
2	OVERHEAD TRACK	
3	1" x 2" ALUM. TUBE	CENTERED BETWEEN 2X2'S
4	2" x 2" ALUM. TUBE	
5	STANDARD PRIMARY	TYP. AT ENDS OF GATE FRAME
6	BOTTOM MEMBER	
7	SUPPORT BEAM	
8	BOTTOM GUIDE ASSEMBLY	1 REQUIRED
9	CATCH ASSEMBLY	1 REQUIRED
10	MOUNTING ANGLE	6 REQUIRED

2549 STATE ROUTE 40
GREENWICH, N.Y. 12834
PH: (800) 328-4283 - FX: (518) 892-9404
www.tymetal.com