

Supporter and  
Proud Member of



# 2150 PEDESTRIAN SWING GATE SYSTEMS BY TYMETAL CORP.



**...Increase Safety**  
**...Reduce Injuries**  
**...Eliminate Vandalism**  
**...Minimize Maintenance**

## **Tymetal Corp.**

**(800) 328-GATE (4283) • [www.tymetal.com](http://www.tymetal.com)**  
**Greenwich, NY • Pearland, TX**



# COMMERCIAL SERIES

The Tymetal 2150 Pedestrian Swing Gate is a **Safe, Fully Assembled** and **Easy to Install** system that is available with a variety of options.

## Safety:

UL 325 guidelines require a separate entrance for all pedestrian access. Do not take on the liability associated with allowing people to enter through a vehicle slide gate entrance. The 2150 Swing Gate provides safe and secure movement of all pedestrian traffic.

## Fully Assembled:

The system ships fully assembled from the factory and is virtually maintenance-free!

## Easy to Install:

Requires a minimal amount of labor for installation - saving you time and money!

## Options:

Choose from several designs including chain link, welded wire or powder coated ornamental, with your choice of locking device (electro-mechanical lock, panic bar, mag-lock, Schlage mortise lock, Kaba lock, or padlock).

## Design Concept (Isolated Gate):

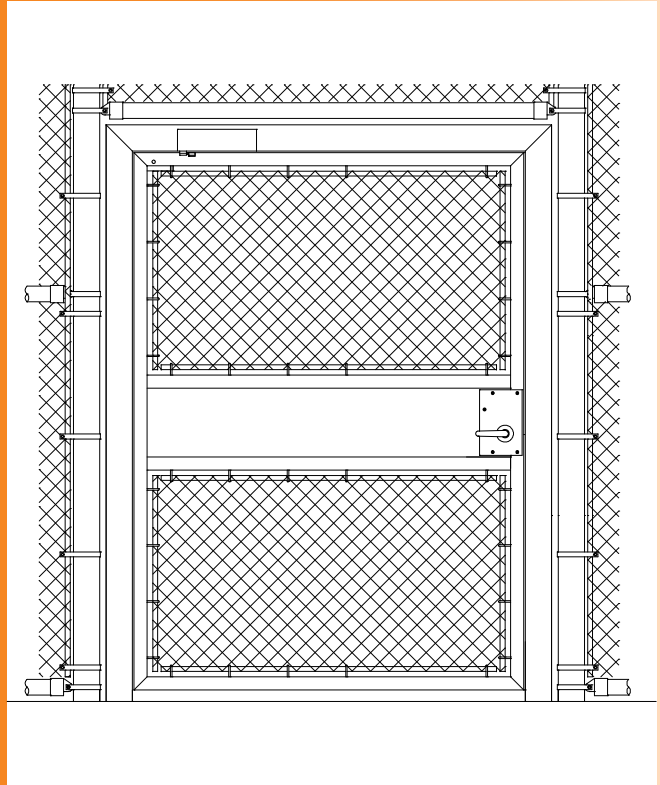
This design features a gate that is isolated from the fenceline and commonly used when perimeter fence alarm systems are employed.

## Consistent Alignment:

The complete system ensures proper lock alignment and consistent gate travel.

## Vandal Proof:

Virtually indestructible, provides superior resistance to tampering.



2150 Series with Schlage Mortise Lock

## Aesthetics:

The ornamental pedestrian swing gate system provides security and pedestrian access with an aesthetically pleasing design.

## Coating Options:

The 2150 series gate may be powder coated to the color of your choice, and paired with your preferred locking mechanism.

## Padlocking:

A door pull and padlock combination may also be applied in lieu of other locking options.


## System Features



Hinge  
1000#/pair Capacity



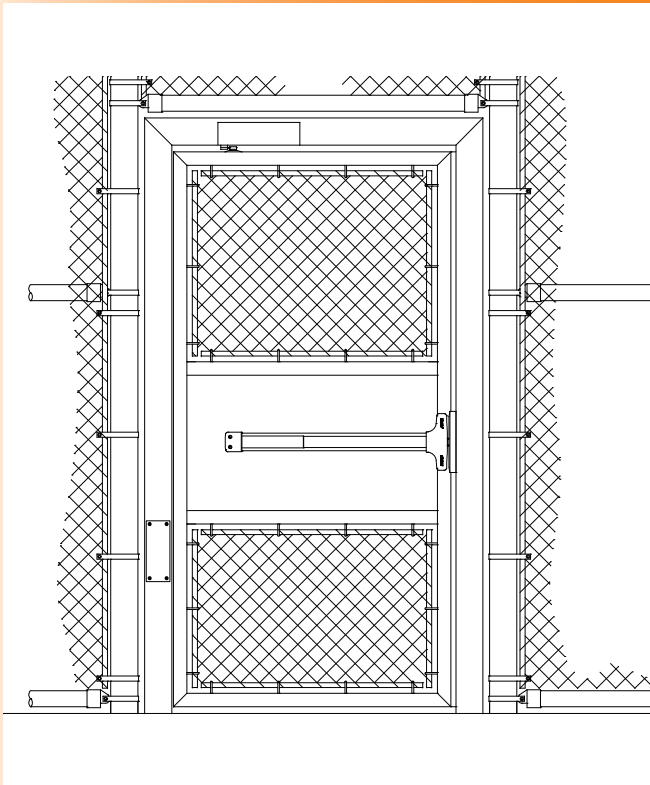
Panic Bar



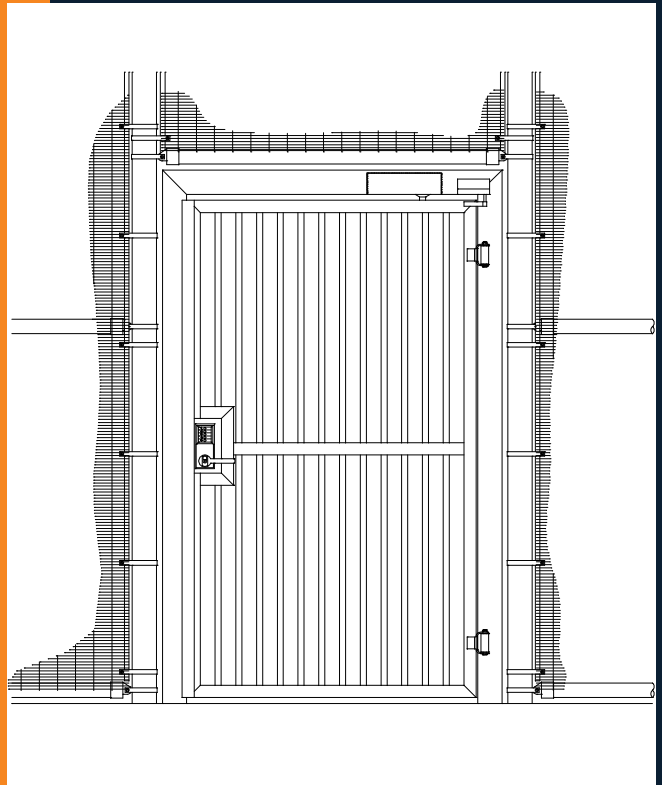
Door Closer



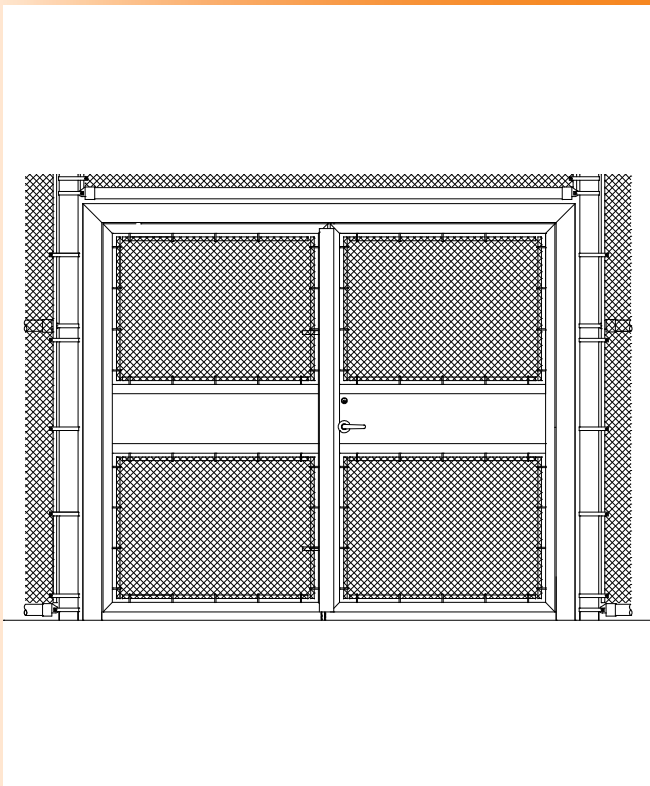
Electric Strike



**2150 Series with Panic Bar**



**2150 Series with Kaba Lock**



**Double 2150 Series**

**Schlage Mortise Lock:**

Offered in a vast array of options and configurations for industrial and commercial applications.

**Panic Bar:**

Free exit device ideal for industrial and commercial applications both indoors and outside. Multiple capabilities include electric alarm, dogging for permanent unlock, and pairing with electric strike for electronic control of the opening.

**Kaba Lock:**

Mechanical push-button combination entrance lock, designed for industrial and commercial applications where multiple persons need access but electronic control or key access is not ideal.

**Double:**

Designed for larger openings impractical for a single gate, the Double 2150 does not have a mullion for ease of access with vehicles or other large items.

# PEDESTRIAN PORTAL



Tymetal Pedestrian Portals provide reliable entry and exit control to all types of secure and restricted areas. They offer consistent operation in all types of environments and are available in Manual and Electronic configurations to perform in all types of access control systems.

Tymetal Pedestrian Portals are available in a number of finishes to match the environment and surrounding fence line. Paired along with our wide variety of vehicular gate systems, Tymetal offers a one stop shop for all of your perimeter security needs.

